

HOW THE VIRTUAL GENERAL MEETING IS HELD

The general meeting is held via the general meeting portal. You must be logged in to the portal in order to attend the general meeting. Here, you will be able to livestream the general meeting, write questions/comments concerning the agenda items, and cast your vote in any ballots.

ATTENDING A VIRTUAL GENERAL MEETING

The general meeting is transmitted via livestream (webcast) in the general meeting portal. You must be logged in to the portal in order to attend the general meeting.

QUESTIONS/COMMENTS

After the presentation of each agenda item, there will, as usual, be an opportunity to submit questions and comments to the proposals in writing via the general meeting portal. Your question/comment will be read aloud and subsequently answered verbally. You must be logged in to the portal to write a post.

BALLOTS

If an agenda item is put to vote, this will clearly appear in the general meeting portal. You must be logged in to the portal to cast your vote. If you have submitted a proxy/postal vote prior to the general meeting, you will not have the opportunity to vote at the general meeting itself.

TECHNICAL REQUIREMENTS IN CONNECTION WITH A VIRTUAL GENERAL MEETING

We recommend, that you make sure your device fulfils the below requirements prior to the general meeting.

BROWSER

The general meeting portal can be accessed in 'evergreen' browsers on PC/Mac, mobile and tablet/iPad. Safari is also supported, even though it is not an evergreen browser.

PC/ANDROID

The general meeting portal will run in Edge, Chrome, Firefox and Opera browsers.


APPLE

The general meeting portal will run in the latest main versions of the Safari browser on Mac, iPhone and iPad. If you have older Apple equipment and updating Safari is not possible, install a Chrome browser.

INTERNET CONNECTION

The quality of the transmission will depend on your internet connection. You should, as a minimum, have a 5-10 Mbit/s connection to achieve good transmission.

YOU CAN LOG INTO THE GENERAL MEETING PORTAL USING MITID (DANISH CITIZENS) OR VP-ID.



The screenshot shows the Euronext Securities Virtual General Meeting login page. The page has a dark green header with the Euronext Securities logo and name. Below the header, the main content area is white. On the left, there is a large heading "Welcome to the Virtual General Meeting" and a sub-heading "Log in with MitID or VP-ID in order to register and participate in the general meeting". On the right, there is a white box titled "Log in" containing two login options: "MitID" with a "LOG IN WITH MITID" button, and "Euronext Securities" with a "LOG IN WITH VP-ID" button.

EURONEXT SECURITIES

Welcome to the Virtual General Meeting

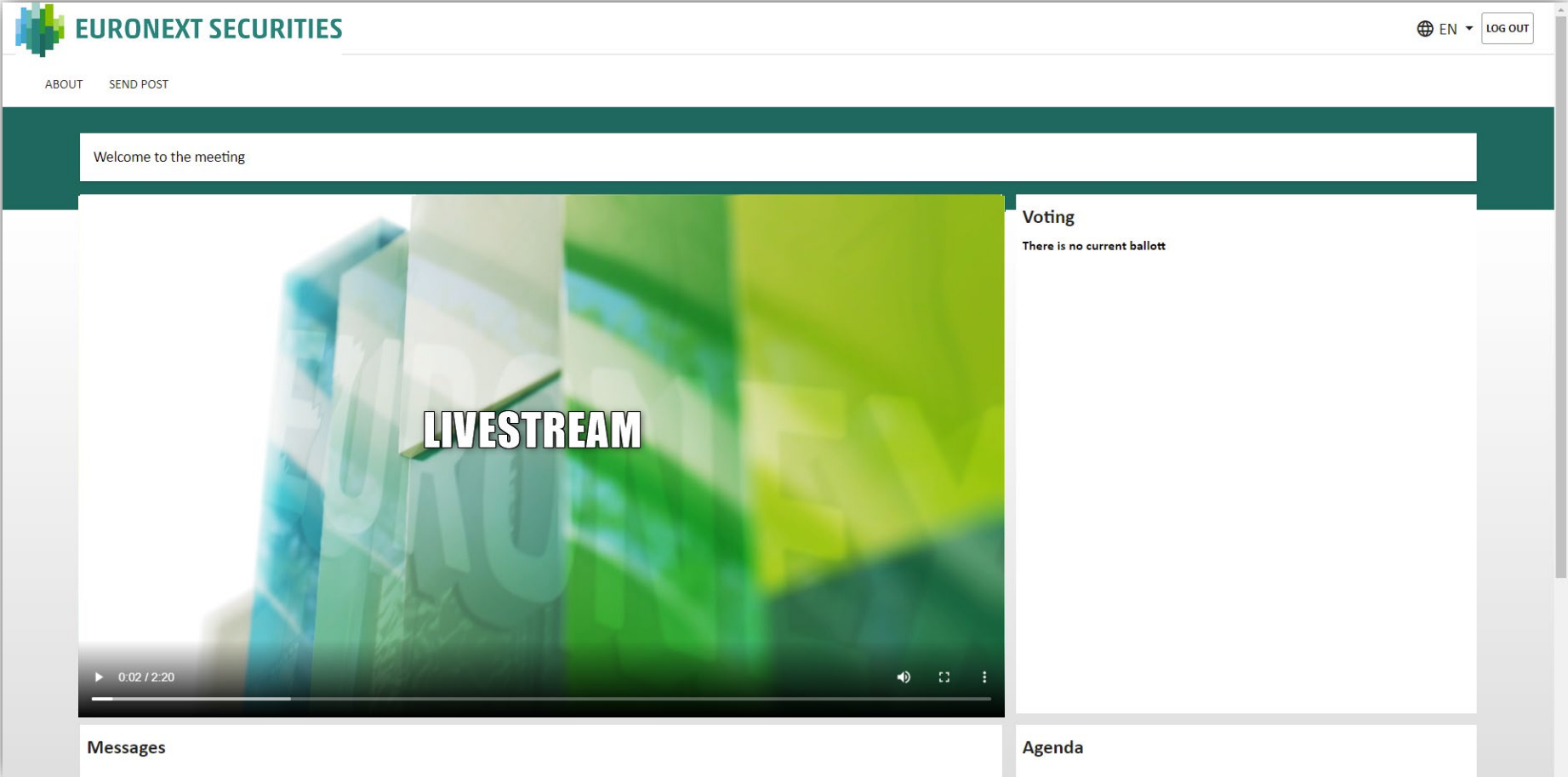
Log in with MitID or VP-ID in order to register and participate in the general meeting

Log in

MitID
LOG IN WITH MITID

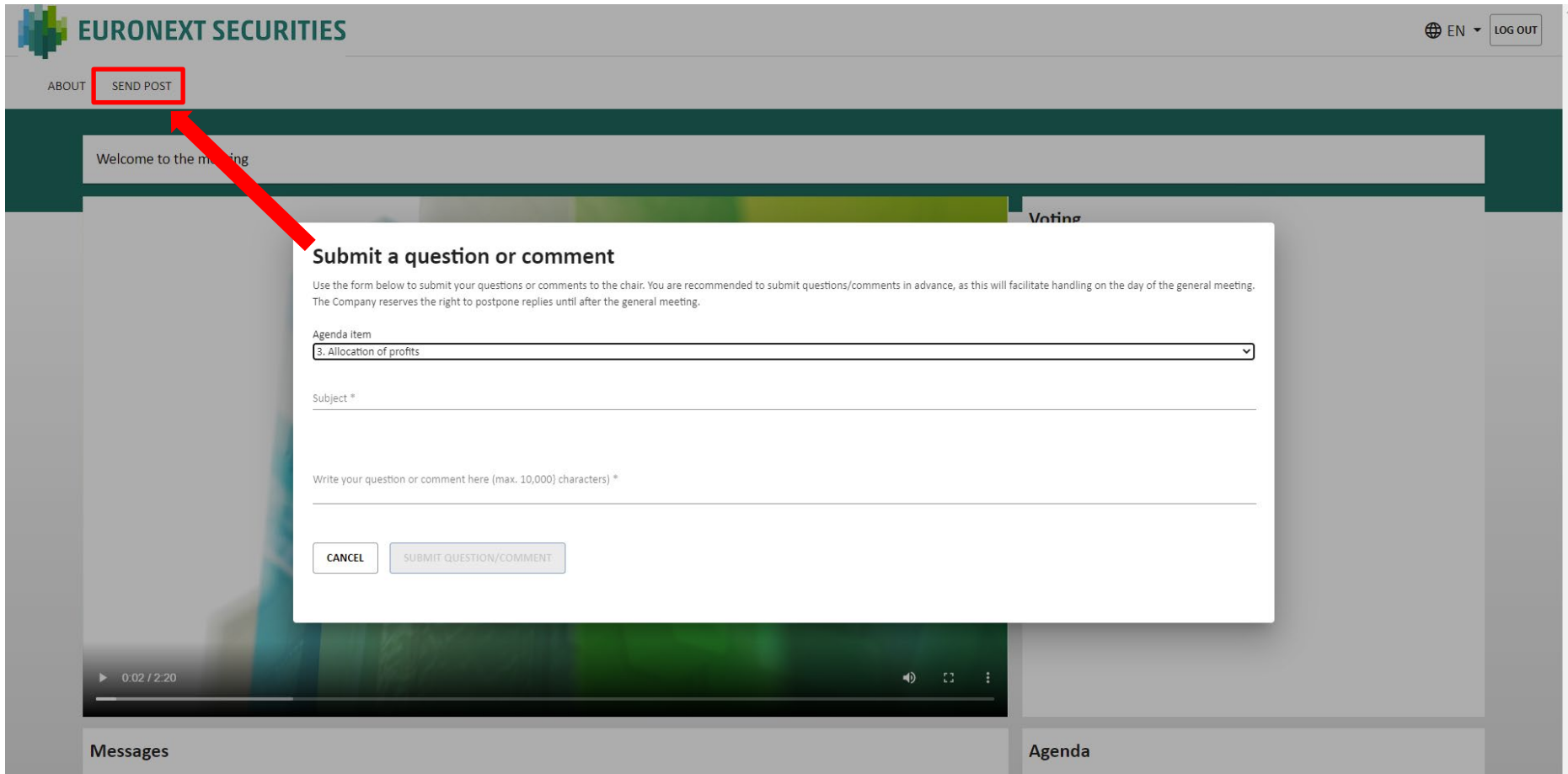
EURONEXT SECURITIES
LOG IN WITH VP-ID

ATTEND THE VIRTUAL GENERAL MEETING: CLICK ON THE 'PLAY' BUTTON TO START THE LIVESTREAM.



The screenshot displays the Euronext Securities virtual general meeting interface. At the top left, the Euronext Securities logo and name are visible. To the right, there are language and user options: a globe icon with 'EN' and a 'LOG OUT' button. Below the header, there are navigation links for 'ABOUT' and 'SEND POST'. A dark green banner contains the text 'Welcome to the meeting'. The main content area is split into two columns. The left column features a large video player with a 'LIVESTREAM' overlay and a play button. The right column has a 'Voting' section with the message 'There is no current ballott'. At the bottom, there are sections for 'Messages' and 'Agenda'. The video player shows a progress bar at 0:02 / 2:20 and standard playback controls.

QUESTIONS/COMMENTS CLICK ON 'SEND POST' IN THE TOP LEFT CORNER. THE DIALOGUE BOX WILL THEN OPEN AND YOU CAN SELECT AN AGENDA ITEM IN THE SCROLLABLE MENU. SUBJECT AND QUESTION/COMMENTS MUST BE COMPLETED.

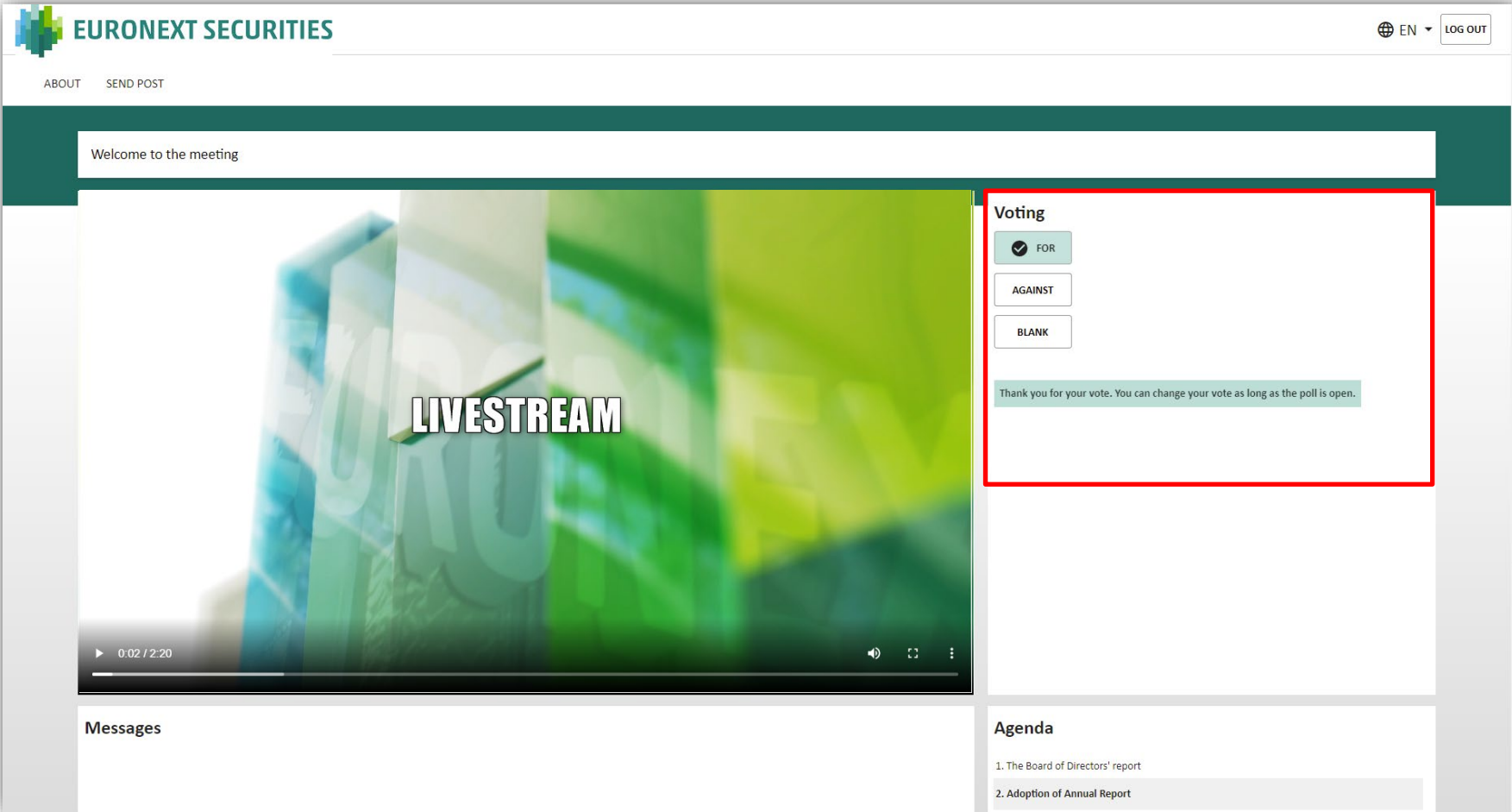


The screenshot displays the Euronext Securities website interface. At the top left, the 'SEND POST' button is highlighted with a red box and a red arrow pointing to the dialog box. The dialog box, titled 'Submit a question or comment', contains the following elements:

- A welcome message: 'Welcome to the meeting'.
- A dropdown menu for 'Agenda item' with '3. Allocation of profits' selected.
- A text input field for 'Subject *'.
- A text input field for 'Write your question or comment here (max. 10,000 characters) *'.
- Two buttons: 'CANCEL' and 'SUBMIT QUESTION/COMMENT'.

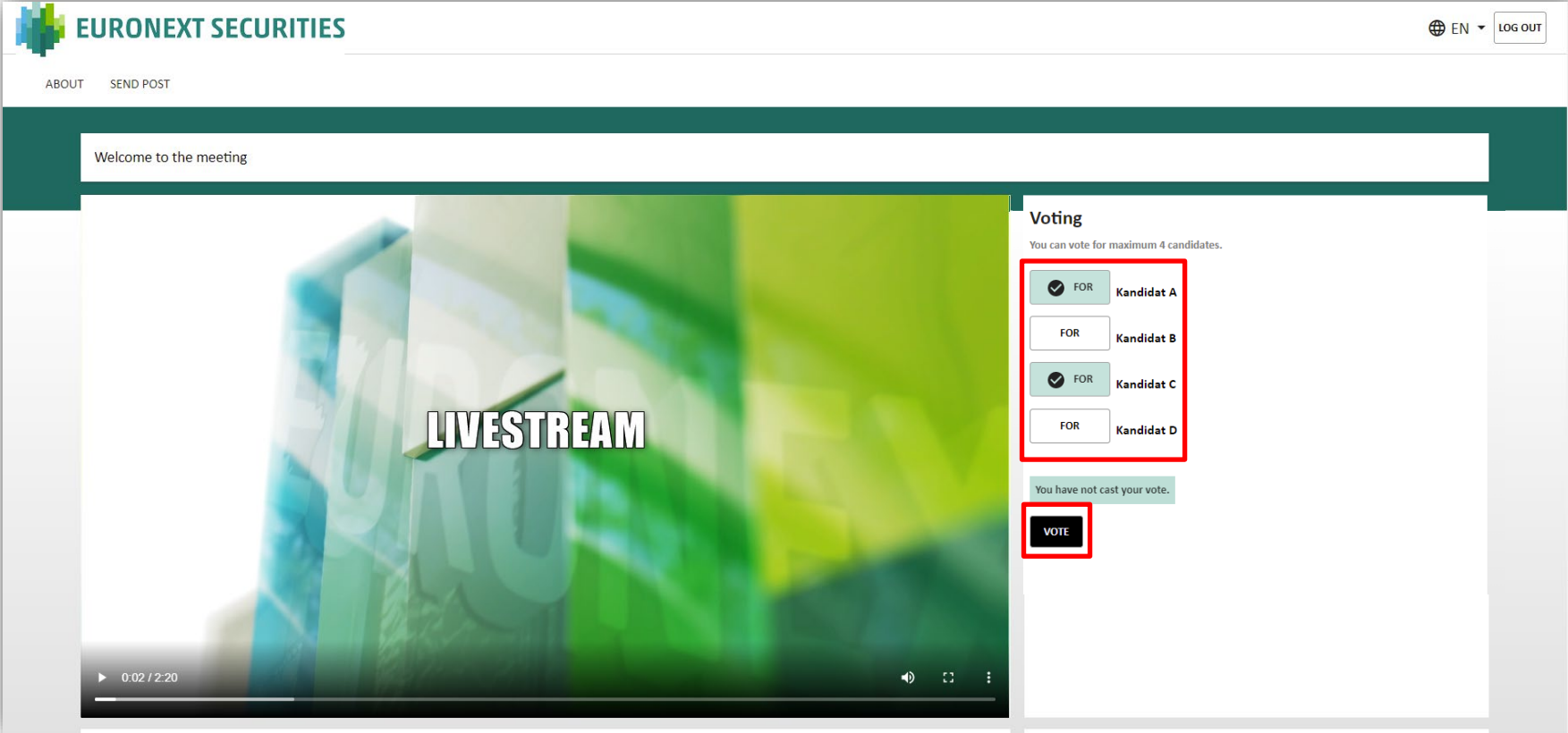
The background shows a video player with a progress bar at 0:02 / 2:20 and a navigation menu with 'Messages' and 'Agenda' options.

VOTE FOR/AGAINST: CLICK ON FOR, AGAINST OR BLANK. YOU CAN CHANGE THIS FOR AS LONG AS THE BALLOT IS OPEN.



The screenshot shows the Euronext Securities website interface. At the top left is the Euronext Securities logo and name. To the right are language and user options: a globe icon with 'EN', a dropdown arrow, and a 'LOG OUT' button. Below the header are links for 'ABOUT' and 'SEND POST'. A dark green banner contains the text 'Welcome to the meeting'. The main content area is split into two columns. The left column features a video player with a 'LIVESTREAM' overlay and a progress bar showing '0:02 / 2:20'. The right column contains a 'Voting' section, highlighted with a red border, which includes three buttons: 'FOR' (selected with a checkmark), 'AGAINST', and 'BLANK'. Below these buttons is a message: 'Thank you for your vote. You can change your vote as long as the poll is open.' At the bottom of the page, there are sections for 'Messages' and 'Agenda'. The 'Agenda' section lists two items: '1. The Board of Directors' report' and '2. Adoption of Annual Report'.

VOTE FOR A CANDIDATE: SELECT THE CANDIDATES FOR WHOM YOU WISH TO VOTE, AND THEN CLICK ON 'VOTE'.



The screenshot shows the Euronext Securities website interface. At the top left is the Euronext Securities logo and name. To the right are language and user options: a globe icon with 'EN', a dropdown arrow, and a 'LOG OUT' button. Below the header are links for 'ABOUT' and 'SEND POST'. A dark green banner contains the text 'Welcome to the meeting'. The main content area is split into two sections. On the left is a video player with a 'LIVESTREAM' overlay and a progress bar showing '0:02 / 2:20'. On the right is the 'Voting' section, which includes the instruction 'You can vote for maximum 4 candidates.' and a list of four candidates: Kandidat A, Kandidat B, Kandidat C, and Kandidat D. Each candidate has a 'FOR' button. The 'FOR' buttons for Kandidat A and Kandidat C are highlighted with a red box and have a checkmark icon. Below the candidate list is a message 'You have not cast your vote.' and a 'VOTE' button, which is also highlighted with a red box.

EURONEXT SECURITIES

EN LOG OUT

ABOUT SEND POST

Welcome to the meeting

LIVESTREAM

0:02 / 2:20

Voting

You can vote for maximum 4 candidates.

FOR Kandidat A

FOR Kandidat B

FOR Kandidat C

FOR Kandidat D

You have not cast your vote.

VOTE

CONTENTS

HOW THE VIRTUAL GENERAL MEETING IS HELD	2
TECHNICAL REQUIREMENTS IN CONNECTION WITH AN ELECTRONIC GENERAL MEETING.....	3
FREQUENTLY ASKED QUESTIONS	4
How do I log in?.....	4
The page sent an invalid response. How do I proceed?.....	5
Why is nothing happening?.....	6
Why is there no sound on?	7
I am experiencing stream latency. What can I do?.....	8
How do I submit questions/comments?	8
Why can't I vote? Ballot does not appear.....	9
How do I vote for/against?	10
How do I vote for candidates?	11

HOW THE VIRTUAL GENERAL MEETING IS HELD

The general meeting is held via the general meeting portal. You must be logged in to the portal in order to attend the general meeting. Here, you will be able to livestream the general meeting, write questions/comments concerning the agenda items, and cast your vote in any ballots.

ATTENDING A VIRTUALLY GENERAL MEETING

The general meeting is transmitted via livestream (webcast) in the general meeting portal. You must be logged in to the portal in order to attend the general meeting.

QUESTIONS/COMMENTS

After the presentation of each agenda item, there will, as usual, be an opportunity to submit questions and comments to the proposals in writing via the general meeting portal. Your question/comment will be read aloud and subsequently answered verbally. You must be logged in to the portal to write a post.

BALLOTS

If an agenda item is put to vote, this will clearly appear in the general meeting portal. You must be logged in to the portal to cast your vote. If you have submitted a proxy/postal vote prior to the general meeting, you will not have the option to vote at the general meeting itself.

TECHNICAL REQUIREMENTS IN CONNECTION WITH A VIRTUAL GENERAL MEETING

We recommend, that you make sure your device fulfils the below requirements prior to the general meeting.

BROWSER

The general meeting portal can be accessed in 'evergreen' browsers on PC/Mac, mobile and tablet/iPad. Safari is also supported, even though it is not an evergreen browser.

PC/ANDROID

The general meeting portal works in Edge, Chrome, Firefox and Opera browsers.

APPLE

The general meeting portal will run in the latest main versions of the Safari browser on Mac, iPhone and iPad. If you have older Apple equipment and updating Safari is not possible, install a Chrome browser.

INTERNET CONNECTION

The quality of the transmission will depend on your Internet. You should, as a minimum, have a 5-10 Mbit/s connection to achieve good transmission.

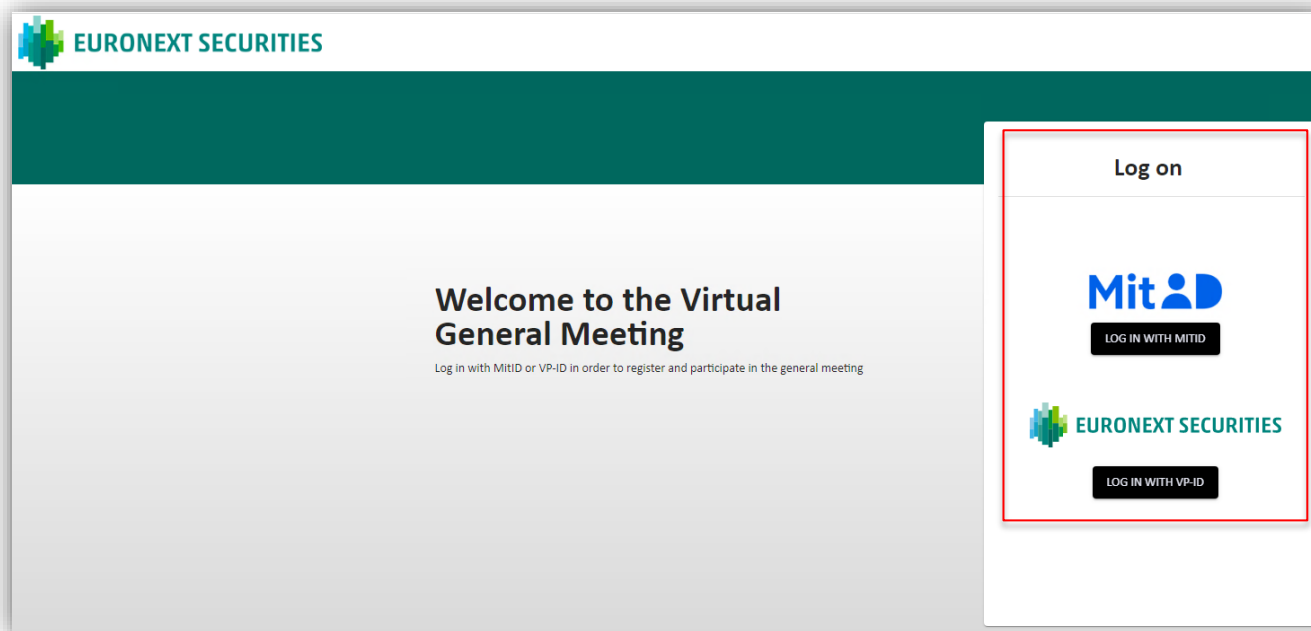
YOU CAN LOG INTO THE VGM PORTAL USING MITID (DANISH CITIZENS) OR VP-ID

FREQUENTLY ASKED QUESTIONS

HOW DO I LOG IN?

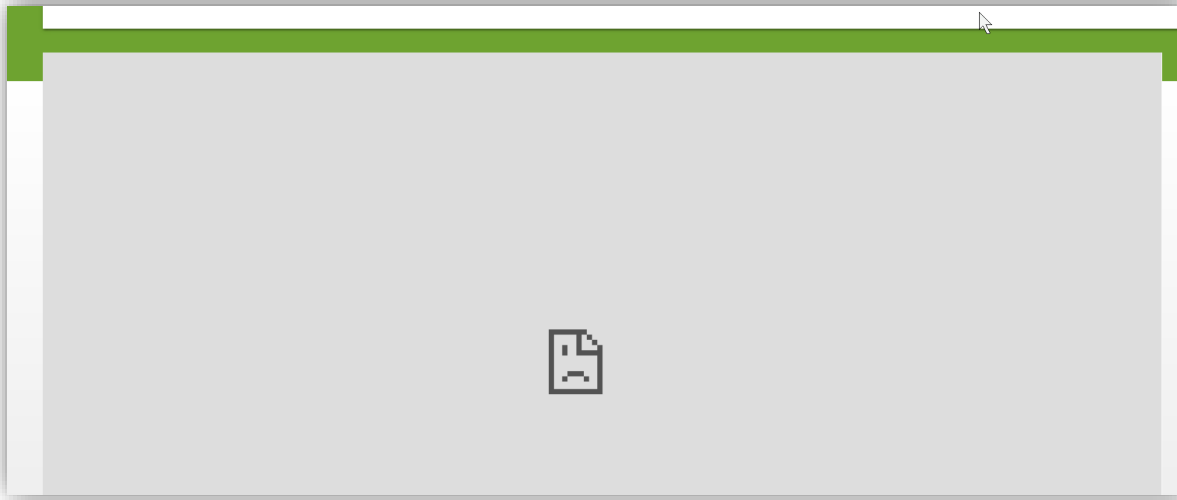
You can log in to the portal with MitID (Danish citizens). If you do not have a MitID, you can log in with a VP-ID consisting of a username and password. This is the same username and password you use for the InvestorPortal.

Be aware when typing your VP-ID that the general meeting portal is case sensitive, and make sure you do not unintentionally insert spaces in any of the fields.



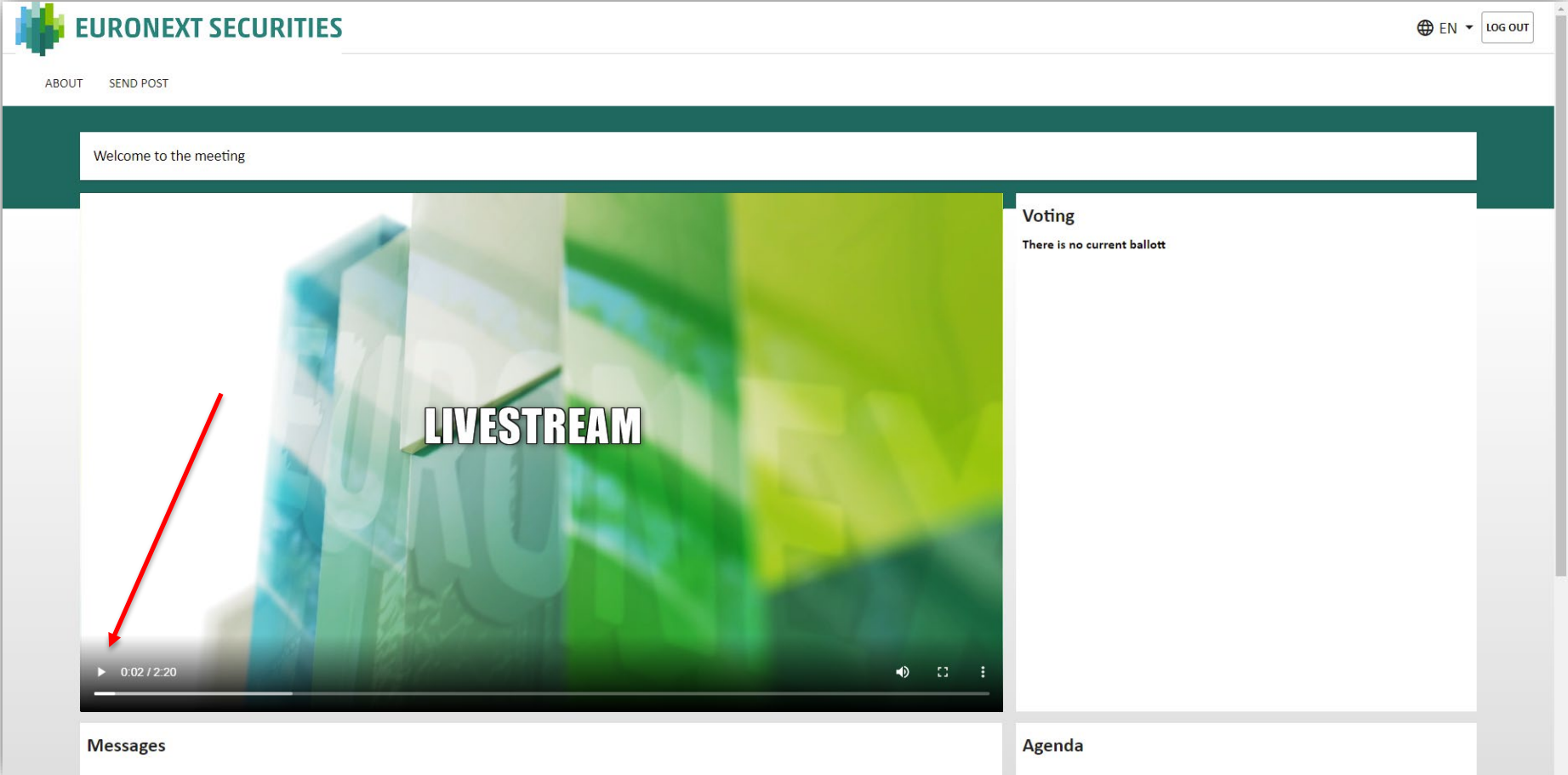
THE PAGE SENT AN INVALID RESPONSE. HOW DO I PROCEED?

If you see the following grey image, it may indicate that Banking Protection is turned on. Banking protection will block the streaming. Turn it off and it will work or try another device (smartphone, tablet, iPad or similar) instead.



WHY IS NOTHING HAPPENING?

If the general meeting has started and the livestream is not running, you need to click the play button to start the livestream.

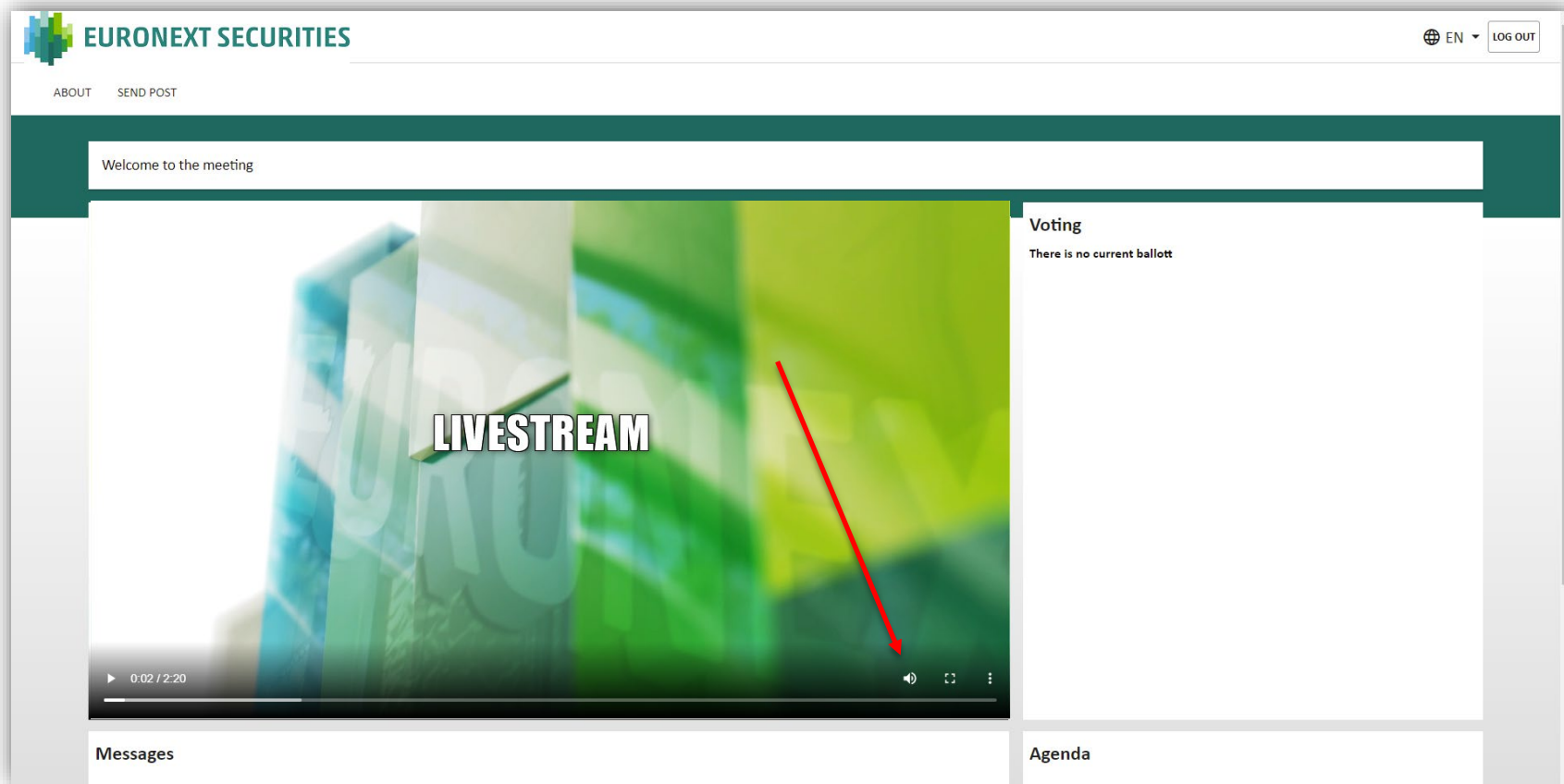


The screenshot displays the Euronext Securities meeting interface. At the top left is the Euronext Securities logo and name. To the right, there is a language selector set to 'EN' and a 'LOG OUT' button. Below the header, there are links for 'ABOUT' and 'SEND POST'. A dark green banner contains the text 'Welcome to the meeting'. The main content area features a large video player with a blurred background and the word 'LIVESTREAM' in white capital letters. A red arrow points to the play button in the video player's control bar, which shows a progress of 0:02 / 2:20. To the right of the video player is a 'Voting' section with the text 'There is no current ballott'. At the bottom, there are sections for 'Messages' and 'Agenda'.

WHY IS THERE NO SOUND ON?

The sound can often be adjusted in the streaming window. Sometimes it will only show when you hover the mouse over the streaming window.

If this does not work, make sure that the sounds are enabled on your device and browser window.



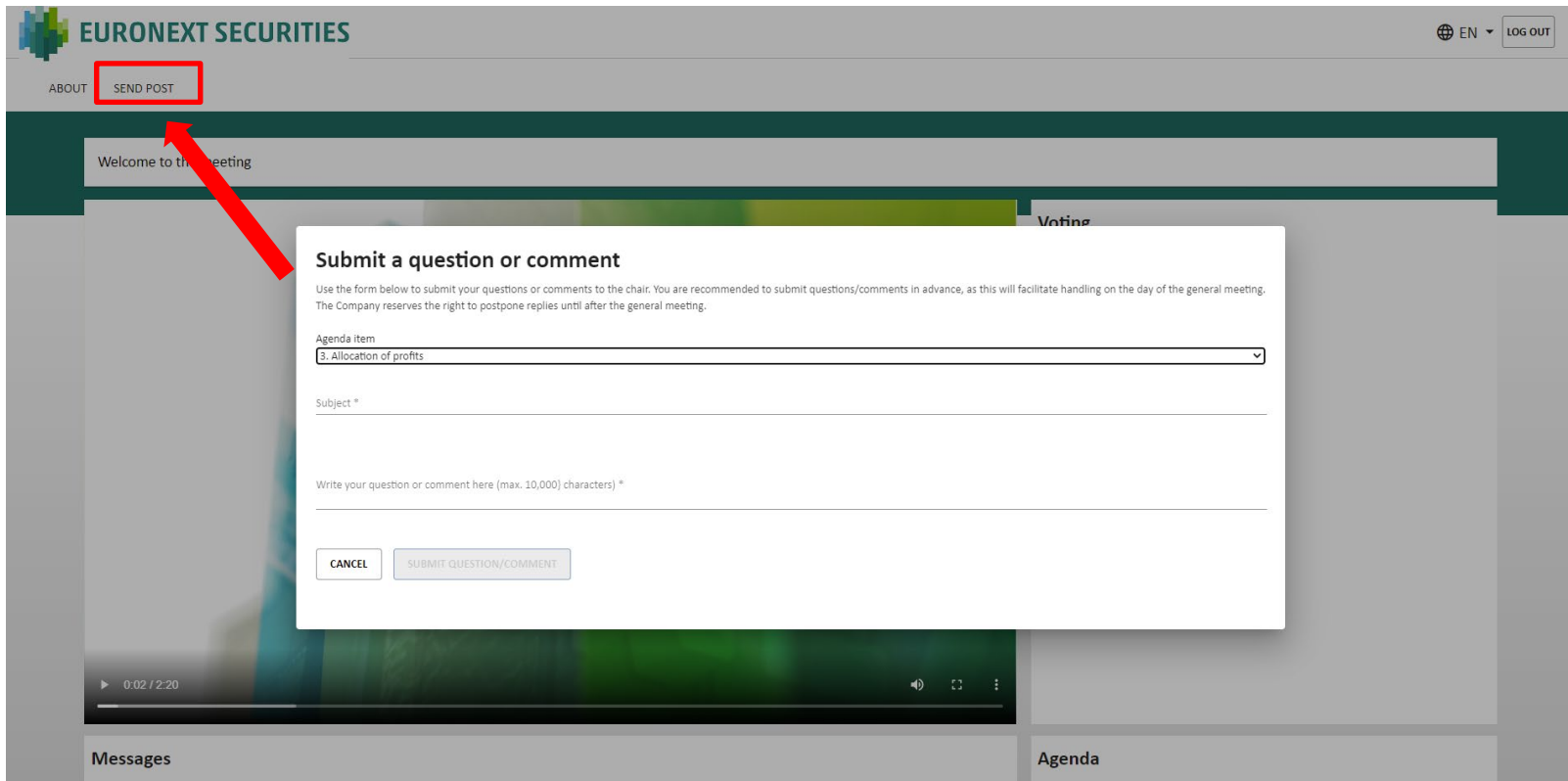
The screenshot shows the Euronext Securities meeting interface. At the top left is the Euronext Securities logo and the text "EURONEXT SECURITIES". To the right of the logo are links for "ABOUT" and "SEND POST". In the top right corner, there is a language selector showing "EN" and a "LOG OUT" button. Below the header, a dark green bar contains the text "Welcome to the meeting". The main content area is split into two columns. The left column features a video player with a blurred background and the word "LIVESTREAM" in white text. The video player's progress bar shows "0:02 / 2:20". A red arrow points to the volume icon in the bottom right corner of the video player. The right column has a "Voting" section with the text "There is no current ballott". At the bottom of the interface, there are two sections: "Messages" on the left and "Agenda" on the right.

I AM EXPERIENCING STREAM LATENCY. WHAT CAN I DO?

Try reloading the browser window (press CTRL + R or F5), log out and log in again, or try in another browser.

HOW DO I SUBMIT QUESTIONS/COMMENTS?

In the top left corner click 'Send post'. The dialogue box will then open. By scrolling in the menu you can select the agenda item. Subject and question/comment must be filled out.



The screenshot displays the Euronext Securities website interface. In the top left corner, the 'SEND POST' button is highlighted with a red box, and a red arrow points to it. The main content area features a video player with a progress bar at 0:02 / 2:20. A modal dialog box titled 'Submit a question or comment' is open, containing the following fields and controls:

- Agenda item:** A dropdown menu with '3. Allocation of profits' selected.
- Subject *:** A text input field.
- Write your question or comment here (max. 10,000 characters) *:** A large text area.
- Buttons:** 'CANCEL' and 'SUBMIT QUESTION/COMMENT'.

The background shows a 'Welcome to the meeting' banner and a 'Voting' section. The bottom of the page includes 'Messages' and 'Agenda' sections.

WHY CAN'T I VOTE? BALLOT DOES NOT APPEAR

There can be various reasons why you are not able to see the ballot:

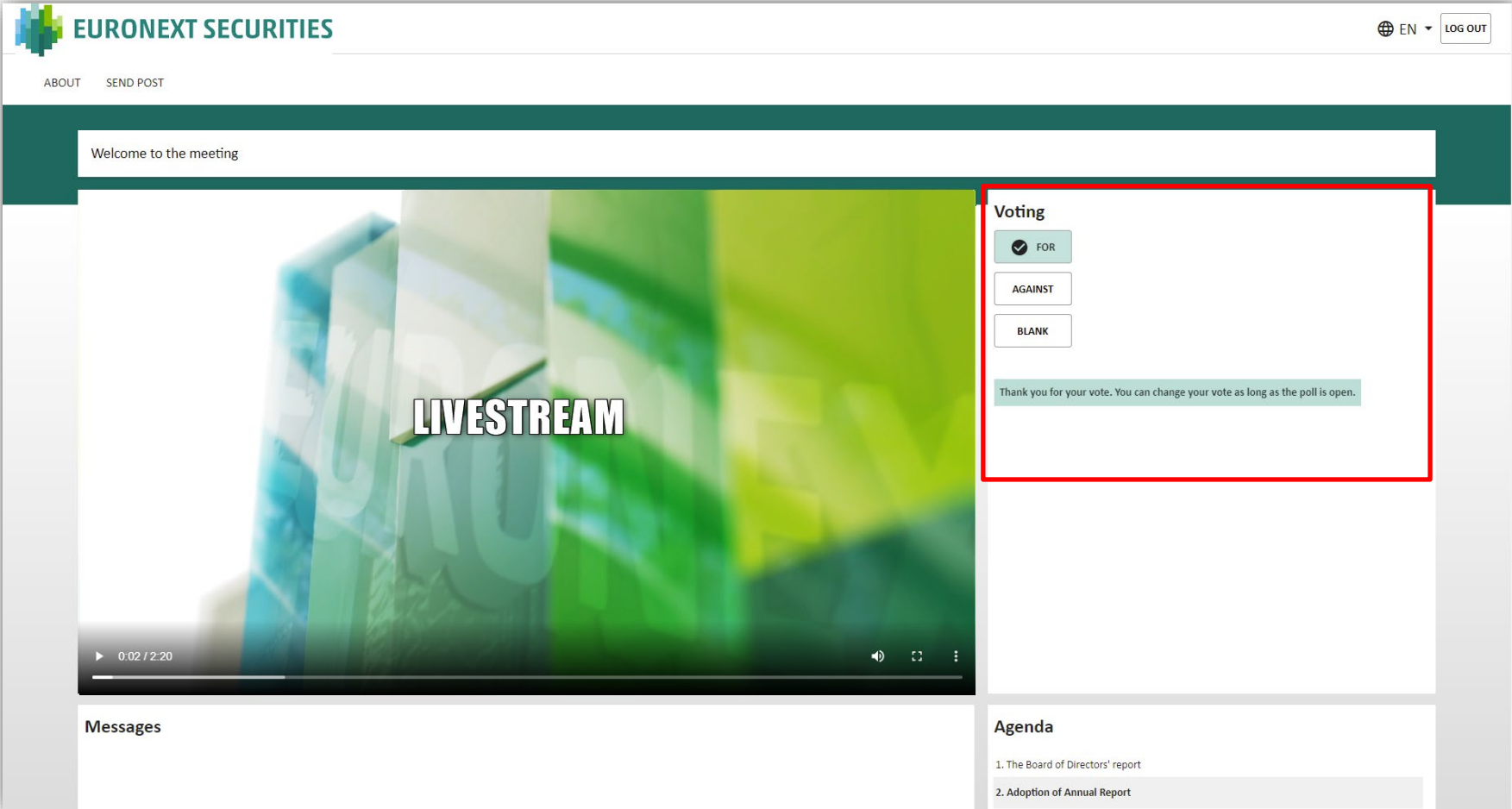
- a) If you have activated full screen view in the streaming window, you will not be able to see the other features of the general meeting portal, including polls. We do *not* recommend using full screen mode.
- b) If you do not have the right to vote, the ballot will not appear on your screen when voting. For example, if you have voted in advance by casting a proxy or postal vote or if you have not registered for the general meeting, you cannot vote during the actual general meeting. In some cases, there may be specific agenda items that you do not have the right to vote on.
- c) You have lost the connection to the general meeting portal and need to refresh the page (press CTRL + R or F5) or log in again.

At the bottom of the page under 'Participant information', you can see how many votes you have for the current general meeting. If number of votes is not displayed, it is because you do not have the right to vote for one of the above reasons.

Participant information	Documents
Name of investor 10 Votes	Notice to convene and agenda Proposal from shareholder Annual report 2021

HOW DO I VOTE FOR/AGAINST?

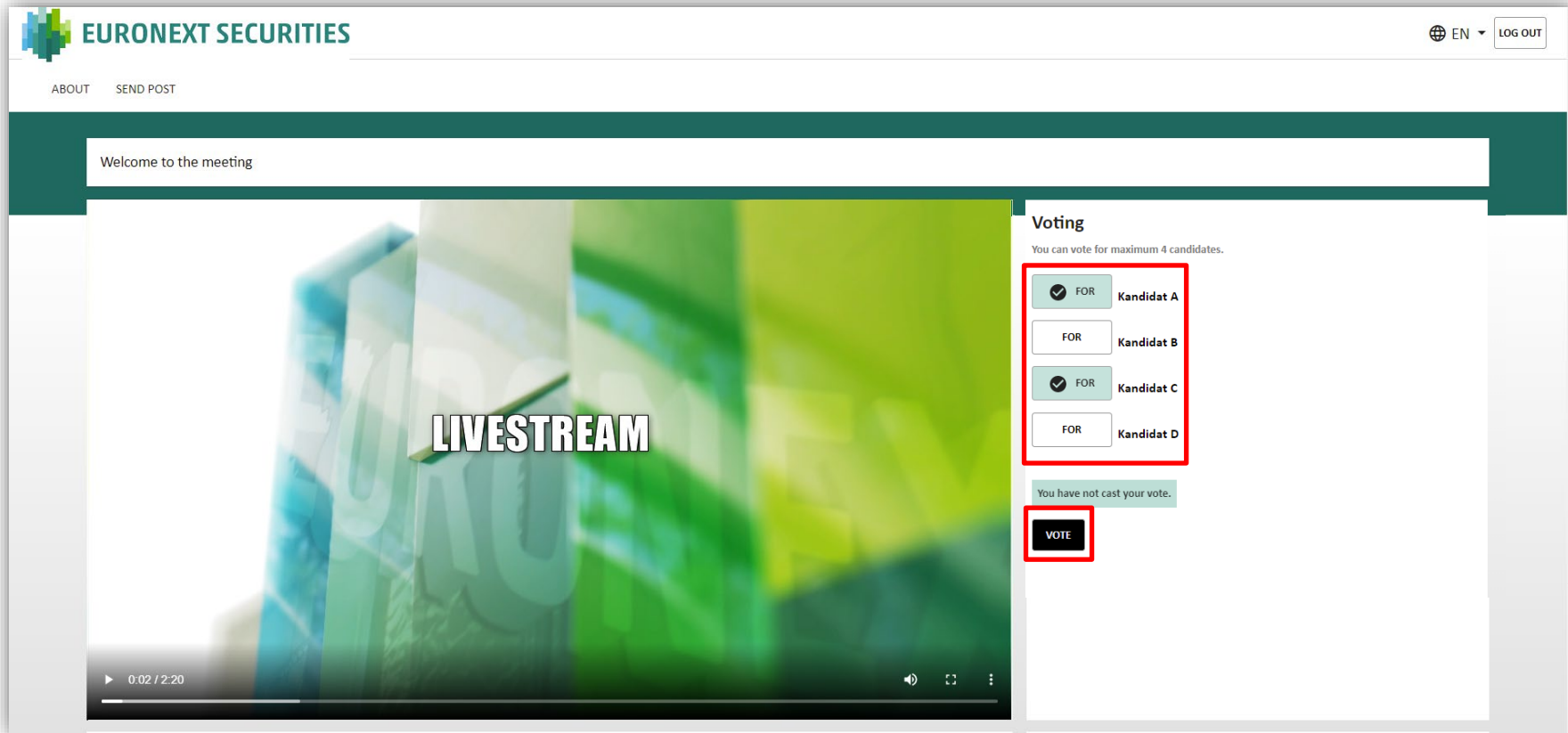
Click on FOR, AGAINST or BLANK. You can change your vote for as long as the ballot is open.



The screenshot displays the Euronext Securities meeting interface. At the top left is the Euronext Securities logo, and at the top right are language and user options (EN, LOG OUT). Below the header, there are navigation links for 'ABOUT' and 'SEND POST'. A dark green banner contains the text 'Welcome to the meeting'. The main content area features a video player with a 'LIVESTREAM' overlay. To the right of the video is a 'Voting' panel, highlighted with a red border, containing three buttons: 'FOR' (selected), 'AGAINST', and 'BLANK'. Below these buttons is a message: 'Thank you for your vote. You can change your vote as long as the poll is open.' At the bottom left, there is a 'Messages' section, and at the bottom right, an 'Agenda' section listing items: '1. The Board of Directors' report' and '2. Adoption of Annual Report'.

HOW DO I VOTE FOR CANDIDATES?

Select the candidates for whom you wish to vote, and then click on 'VOTE'.



The screenshot shows the Euronext Securities website interface during a meeting. At the top left is the Euronext Securities logo and the text "Euronext SECURITIES". To the right of the logo are the language selector "EN" and a "LOG OUT" button. Below the logo are the links "ABOUT" and "SEND POST". A dark green banner contains the text "Welcome to the meeting". The main content area is split into two sections. On the left is a video player with a "LIVESTREAM" overlay and a progress bar showing "0:02 / 2:20". On the right is the "Voting" section. It includes the heading "Voting" and the instruction "You can vote for maximum 4 candidates." Below this is a list of four candidates, each with a "FOR" button. The "FOR" buttons for "Kandidat A" and "Kandidat C" are checked. A red box highlights the "FOR" buttons for "Kandidat A", "Kandidat B", "Kandidat C", and "Kandidat D". Below the candidate list is a message "You have not cast your vote." and a "VOTE" button, which is also highlighted with a red box.

EURONEXT SECURITIES

EN LOG OUT

ABOUT SEND POST

Welcome to the meeting

LIVESTREAM

0:02 / 2:20

Voting

You can vote for maximum 4 candidates.

FOR Kandidat A

FOR Kandidat B

FOR Kandidat C

FOR Kandidat D

You have not cast your vote.

VOTE